





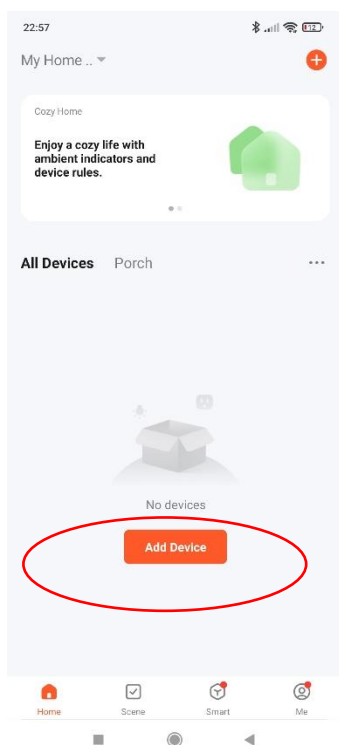
Reset WiFi-ja



Pokaže se to ime WiFi-ja in ikona se prečrta



Najprej »Sign Up«, da se račun registrira in nato »Log In« z ustvarjenim računom



22:57



Add Device



Searching for nearby devices. Make sure your device has entered **pairing mode**.

Add Manually

Electrical

Lighting

Sensors

Large Home Ap...

Small Home Ap...

Kitchen Appliances

Exercise & Health

Security & Video Sur...

Gateway Control

Outdoor

Socket

Plug (BLE+WiFi)

Socket (Wi-Fi)

Socket (Zigbee)

Socket (BLE)

Socket (NB-IoT)

Socket (other)

Power Strip

Power Strip (BLE+WiFi)

Power Strip (Wi-Fi)

Power Strip (Zigbee)

Power Strip (other)

Switch

22:57



Add Device



Lighting

Sensors

Large Home Ap...

Small Home Ap...

Kitchen Appliances

Exercise & Health

Security & Video Sur...

Gateway Control

Outdoor Travel

Energy

Entertainment

Industry & Agriculture

Video Surveillance

Smart Camera (Wi-Fi)

Smart Camera (Dual Band)

Smart Camera (BLE)

Smart Camera (4G)

Smart Doorbell

Smart Doorbell (Dual Band)

Floodlight Camera

Base Station

NVR

DVR

Smart Lock

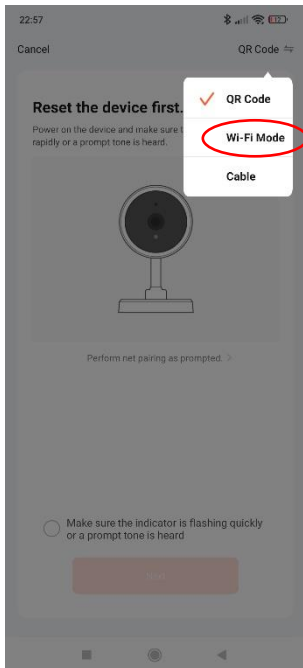
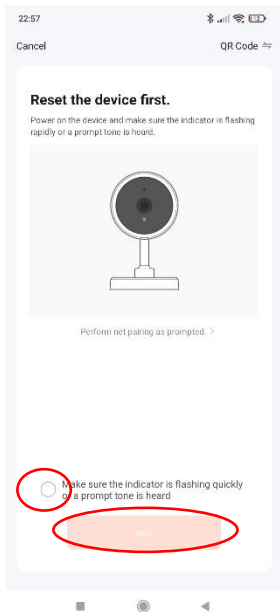
Lock (Wi-Fi)

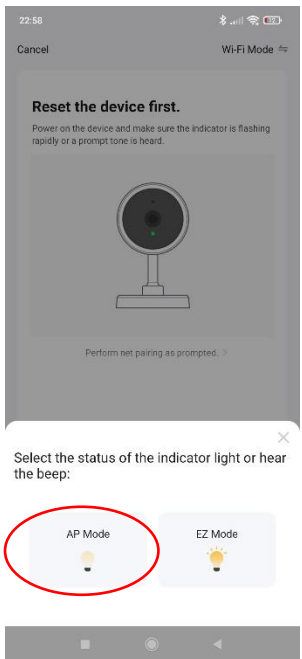
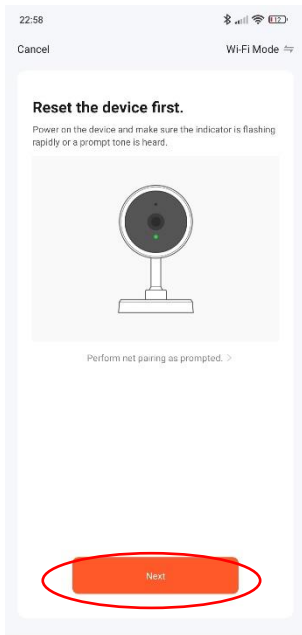
Lock (Zigbee)

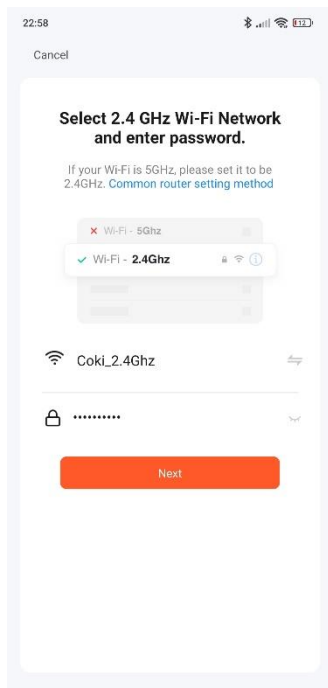
Lock (BLE)

Lock

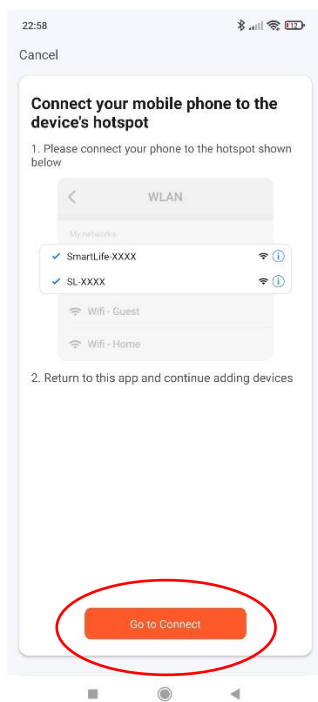
Lock







Izberesh domači WiFi (frekvenca 2.4 Ghz) in vpišeš geslo





23:00










Wi-Fi

Wi-Fi 

Wi-Fi pomočnik 

 **SmartLife-5360** 
Ni internetne povezave

 **Coki_2.4Ghz**  
Shranjeno

 **Coki_5Ghz**   
Shranjeno

Razpoložljiva omrežja 

 PustNaMer2  

 DIRECT-DC-HP...et 4530 series  



 PustNaMer5   

23:00



Done

Added successfully

 **AHD Monitor** 
Device added successfully



